

You Are The Course Book

Feelings and Emotions Picture Cards – Instructions

These picture cards can be used in lots of different ways in the classroom. Here are a few ideas:

Beginner and Elementary:

- T writes simpler vocabulary on the blank cards and SS match them with the pictures. For example, instead of 'crushed' there could be the word 'sad'. Or SS could write their own adjective, or any word, to describe each feeling
- SS match the pictures with noun forms of each simpler adjective, e.g. 'sad' -> 'sadness'
- SS put the pictures into categories:
 - positive feelings
 - negative feelings
- SS practise describing people: "She's wearing..." and "He's got..." etc.

Intermediate – Upper Intermediate:

- Using the picture cards with adjectives, SS match the vocabulary cards with the pictures
- SS put the pictures into categories:
 - 16 negative feelings:
annoyed, anxious, scornful, preoccupied, confrontational, disappointed, affronted, apprehensive, perplexed, hesitant, awkward, dejected, crushed, vexed, suspicious, exhausted
 - 8 positive feelings:
overjoyed, glad, delighted, vindicated, mischievous, animated, thoughtful, self-assured
- SS think of their own adjective or any word that better describes each picture
- Using the blank cards, SS write an idiom that matches each picture, e.g. 'overjoyed' -> 'over the moon' or 'on top of the world'; or T prepares this as a matching game
- SS discuss reasons why each person could feel the way they do, then role play possible situations
- Using the blank cards, SS write a caption for each picture as if it is part of a newspaper story, then role play or write up the story
- SS match pictures to noun forms of each adjective, e.g. 'anxious' -> 'anxiety', etc.
- Focus on the stressed syllable and stressed vowel sound in each word; then discuss how the vowel sound is spelled. Do you notice any patterns?

You Are The Course Book


Feelings and Emotions Picture Cards – Instructions

Both Levels:

- In pairs or small groups SS discuss different feelings and emotions:
 - When did you last feel like...? Why? What happened? (past simple)
 - When do you usually feel like...? Why? What causes this feeling? (present simple)
 - Have you ever felt...? When? (present perfect)... and so on
- Use the people as inspiration for role plays. Use the role play activities in this book to guide you (e.g. p.84). You could add some of the other cards as well, i.e. mood cards (p.128), character cards (p.129), and function cards (from p.130).
- Guess who game: put all of the cards out on the table; somebody chooses a picture, but keeps it secret; the others in the group have to guess who it is by asking yes/no questions. The student who chooses the picture can only answer yes or no. For example, "Is it a woman?" "Yes." So take away all the men. "Is she wearing blue?" "No." So take away all the women who are wearing blue... and so on, until somebody guesses correctly



You Are The Course Book

Feelings and Emotions Picture Cards – Blank (Page 1 of 4)




You Are The Course Book

Feelings and Emotions Picture Cards – Blank (Page 2 of 4)




You Are The Course Book

Feelings and Emotions Picture Cards – Blank (Page 3 of 4)



You Are The Course Book

Feelings and Emotions Picture Cards – Blank (Page 4 of 4)



You Are The Course Book


Feelings and Emotions Picture Cards – with Adjectives (Page 1 of 4)



annoyed



anxious



overjoyed



glad



scornful



preoccupied

You Are The Course Book

Feelings and Emotions Picture Cards – with Adjectives (Page 2 of 4)



delighted



confrontational



disappointed



affronted



apprehensive



vindicated

You Are The Course Book

Feelings and Emotions Picture Cards – with Adjectives (Page 3 of 4)



mischievous



perplexed



animated



hesitant



awkward



dejected

You Are The Course Book

Feelings and Emotions Picture Cards – with Adjectives (Page 4 of 4)



thoughtful



crushed



vexed



suspicious



exhausted



self-assured